



Produit disponible dans le loveshop en ligne Oh My God'Z ➡ ICI

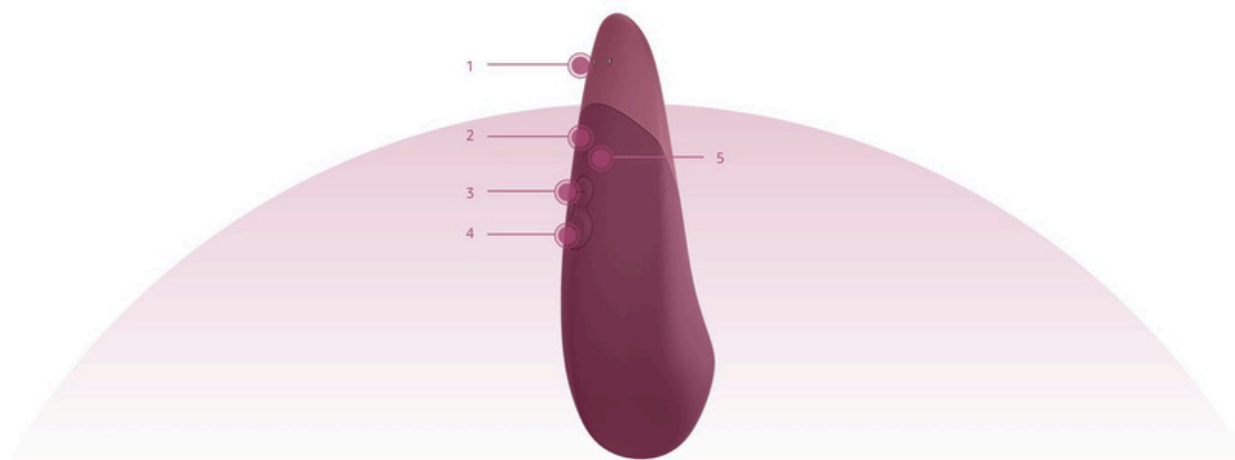
Vibe

Online user manual

Vibrator

Table of contents

1. Product description	2. How to use
3. Autopilot	4. Charging
5. Cleaning	6. Safety instructions
7. General information	8. Still want more?



1 Magnetic Charging Pins

2 LED display

3 Turn off

4 Turn on

5 Autopilot

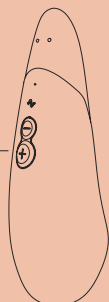
2.How to use



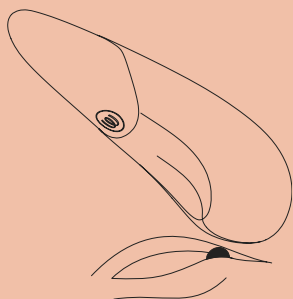


1. Turn on
press for
2 seconds

The LEDs will indicate that
the product is turned on.



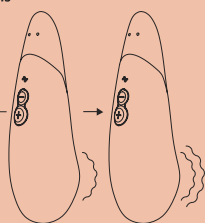
1. Turn on / off A haptic feedback (short vibration) and the LED will indicate that the product is turned on.



2. Usage
Ergonomic shape lets you find your angle; position Vibe from broad side to pointed tip to enjoy versatile vibrations.

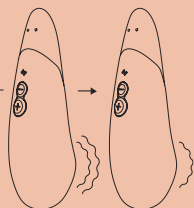
10 Intensity
levels

Increase
press
briefly



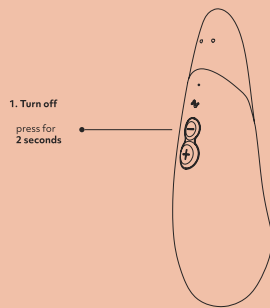
3. Increase; press + briefly

Decrease
press
briefly



4. Decrease; press - briefly

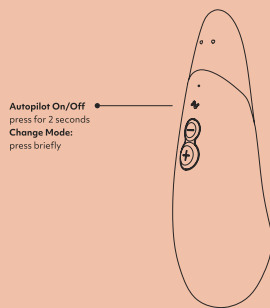




1. Turn off
press for
2 seconds

5. Turn off; press for two seconds

3. Autopilot



Autopilot On/Off
press for 2 seconds
Change Mode:
press briefly

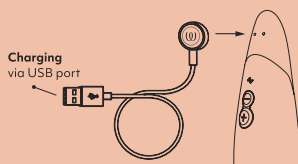
Press the autopilot button to choose one of three pre-set vibration programs to surprise and stimulate your way to climax.

1: Melody A gradual build-up of intensities ending in a powerful crescendo.

2: Harmony Steady, satisfying waves of pleasure working towards a blissful climax.

3: Orchestral an unpredictable thrill ride of vibration intensities.

4. Charging



Charging
via USB port

LED Power Button
BatteryLevel

fully charged
LED lights up
continuously

half charged
LED flashes
quickly

nearly
discharged
LED flashes
slowly

90 min run time 120 min for a full charge.

Please charge your Womanizer before first use. Also keep in mind to recharge your Womanizer regularly, to ensure a long battery life.

5. Cleaning





1. Wash under water 2. We recommend applying toy cleaner 3. Dry

6. Safety instructions

Warning

Sold as a novelty product only. Not suitable for medical purposes. Only use the product for the intended purpose. Keep out of reach of children. If you are under a physician's care and/or have a condition requiring the use of any medical device, please consult your physician before using this product. Stop using the product immediately if you experience any skin irritations, pain or discomfort and consult your physician.

This product can be used by adults only. Persons with reduced physical, sensory or mental capabilities or lack of experience and knowledge if they have been given supervision or instruction concerning use of the product in a safe way and understand the hazards involved. Children shall not play with the product. Cleaning and user maintenance shall not be done by children. Do not use on swollen or inflamed areas of skin.

- Remove piercings or jewellery in the genital area before use.
- Always clean the product before and after use according to the instructions given in the manual.
- To avoid damage to the product, the product and its battery must not be exposed to temperatures above 45°C, be dismantled or mechanically or electrically damaged.
- Sharing sex toys may transmit sexual diseases. Do not share your sex toys with users other than your partner. Use protective measures with your partner if necessary. Do not use the toy if you detect any cracks or signs of degradation in the cover material.
- This product is not designed for anal use. Do not use anally!
- To prevent stains, do not place the soft side of your product on an absorbent surface.
- Check the charging device and the product regularly for damage and do not use in any case of damage.
- Magnetic fields can influence mechanical and electronic components such as pacemakers. Do not use the product directly over a pacemaker. Contact your physician for more information. Keep cards with magnetic stripes (such as credit cards) away from the product, as they may be damaged by the product's magnet.
- If your product appears to be functioning abnormally, turn it off and consult the support section on our website.

CHARGING

Before the first use of the charging device, check the local voltage level, since the local mains voltage may not exceed the maximum mains voltage given on the charging device.

The product must only be charged at an appropriate, extra-low voltage corresponding to the marking on the product.

- Do not use or clean the product while the battery is charging.
- Never immerse the charging device or charging cable in water or other fluids.
- This product contains batteries that are non-replaceable.
- This product contains a rechargeable Li-ion battery.
- Disconnect the charging cable from the electrical supply each time after the product has been charged.

FOR OPTIMAL USE OF THE PRODUCT, PLEASE FOLLOW THE FOLLOWING GUIDELINES:

- To guarantee a long battery life, please charge the product regularly, even if not in use.





- Store in a secure, dry place without exposure to direct sunlight.
- We recommend using a water-based lubricant with your product. To prevent damage to the product, do not use perfumed, alcohol-based lubricants, gels or massage oils with the product. Do not use silicone-based lubricants with silicone products.

NOTE ON BATTERIES

European regulations require that we provide the following information:

• Batteries and rechargeable batteries must not be disposed of in household waste. As an end user, you are legally required to return used batteries. Please use official collection facilities such as the collection points provided by public waste management authorities to do so. You can also return used batteries that we carry or have carried as new batteries to us. Please contact us at care@womanizer.com. To prevent short circuits, the poles of lithium batteries should be taped before returning. For safety reasons, we ask you not to send the batteries to us by mail and refer you to the regulations for sending hazardous goods provided by mail carriers.

If the batteries are permanently installed in the product, please do not try to remove them yourself. This may cause permanent damage to the device. Your obligations as a customer are otherwise regulated by the WEEE Directive and the national implementation law.

Please observe the information in the manual and the safety instructions to prevent waste and littering.

Used batteries contain harmful substances that can damage the environment or your health if they are not stored or disposed of properly. In particular, this applies to the improper handling of lithium batteries. Batteries also contain important raw materials such as iron, zinc, manganese and nickel and can be recycled. Separate collection allows these raw materials to be recycled and prevents negative impacts on the environment and human health from released pollutants.

The sign with the crossed-out waste bin means that you must not dispose of batteries and accumulators with household waste.



If the legal requirements are present, this sign means that the following symbols and their meaning must be used when labeling the batteries:

- Hg: Battery contains more than 0.0005 percent mercury by mass
- Pb: Battery contains more than 0.004 percent lead by mass
- Cd: Battery contains more than 0.002 percent cadmium by mass

NOTES ON THE DISPOSAL OF ELECTRICAL EQUIPMENT

European regulations require that we provide the following information:

We would like to point out to owners of electrical equipment that old electrical equipment must be collected separately from municipal waste in accordance with applicable legal regulations. Batteries and accumulators that are not firmly encased in the old electrical equipment, as well as bulbs that can be removed from the equipment without being destroyed, must be separated from the old equipment in a non-destructive way before being given to a collection point for proper disposal.

Please refer to the separate instructions for the disposal of batteries. The symbol of a crossed-out waste bin shown below and affixed to old electrical equipment also indicates that the equipment must be collected separately:



According to the WEEE Directive and the national implementation law, as distributors of electrical equipment, we are required to take back certain waste electrical equipment free of charge. When you purchase a new electrical and electronic device, you can surrender an old electrical device that essentially performs the same functions as the new device to us free of charge. If your old electrical equipment is not larger than 25 centimeters in any dimension, you can also surrender it to us free of charge without purchasing a new device. Please contact us at care@womanizer.com. We will then arrange the return of the old electrical equipment. For safety reasons, we would like to ask you to refrain from shipping lighting equipment (such as bulbs). Please use the collection points provided by public waste management authorities to return lighting equipment or contact us directly at the aforementioned e-mail address. You can also return old electrical equipment to any of the collection points run by the public waste disposal authorities. You are making an important contribution to the reuse, recycling and other recovery of old appliances by sending your old electrical equipment for separate collection in the proper collection groups. As the end user, you are responsible for deleting personal data from the used electrical equipment before handing it in for disposal. Please observe the information in the manual and safety instructions to prevent waste, and please check for possible repair options.

7. General information

Model: Vibe

Model No.: FRS10A

Electrical Rating





3.7 V 0.5 A : Built-in li-ion rechargeable battery.

5 V 0.65 A : When charged using USB Charging device.

Use USB AC adaptor (not included) with power output corresponding to product rating.

Use original provided cable only.

FCC SDoC (Womanizer Vibe, FRS10A):

Responsible party - U.S. Contact Information:

WOW Tech USA Ltd.

103 Foulk Rd, Ste. 202

Wilmington, DE, USA

19803-3742

Attention: President

FCC and IC statements

This device complies with Part 15 of the FCC Rules and Industry Canada license exempt RSS

Operation is subject to the following two conditions: (1) this device may not cause harmful interference, and (2) this device must accept any interference received, including interference that may cause undesired operation. This Class B digital apparatus complies with Canadian ICES-003.

Cet appareil est conforme à la partie 15 des Règles FCC et aux normes RSS exemptes de licence d'Industry Canada.

L'utilisation est soumise aux deux conditions suivantes : (1) Cet appareil ne doit pas provoquer d'interférences et (2) cet appareil doit accepter toute interférence, y compris celles qui pourraient provoquer un fonctionnement non souhaité. Cet appareil numérique de classe B est conforme à la norme canadienne NMB-003.

Warning: Changes or modifications to this unit not expressly approved by the party responsible for compliance could void the user's authority to operate the equipment.

NOTE: This equipment has been tested and found to comply with the limits for a Class B digital device, pursuant to Part 15 of the FCC Rules. These limits are designed to provide reasonable protection against harmful interference in a residential installation. This equipment generates, uses and can radiate radio frequency energy and, if not installed and used in accordance with the instructions, may cause harmful interference to radio communications. However, there is no guarantee that interference will not occur in a particular installation. If this equipment does cause harmful interference to radio or television reception, which can be determined by turning the equipment off and on, the user is encouraged to try to correct the interference by one or more of the following measures:


- Reorient or relocate the receiving antenna.
- Increase the separation between the equipment and receiver.
- Connect the equipment into an outlet on a circuit different from that to which the receiver is connected.
- Consult the dealer or an experienced radio/TV technician for help.

MANUFACTURER WARRANTY

WOW Tech Europe GmbH offers a voluntary manufacturer warranty for this product which applies in addition to the statutory warranty to which consumers are entitled to towards their seller.

Details about the manufacturer warranty can be found on the website www.womanizer.com

8. Still want more?



Next

Enter the pleasure dimension



3D Pleasure Air

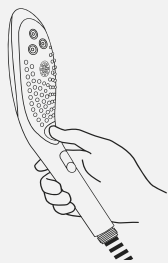


Climax Control



Noiseless





Wave
Dive into new waters



2in1 use



3 water jets



Easy install

